

For Commercial and Institutional Applications

Job Name _____

Contractor _____

Job Location _____

Approval _____

Engineer _____

Contractor's P.O. No. _____

Approval _____

Representative _____

LEAD FREE*

Series 77F-DI-125, 77F-DI-FDA-125

Flanged, Wye Pattern, Cast Iron Strainers

Sizes: 2" – 12" (50 – 300mm)

Series 77F-DI-125, 77F-DI-FDA-125 Flanged, Wye Pattern, Cast Iron Strainers feature 304 stainless steel perforated screens, a cast iron flanged retainer cap and a drain/blowoff connection furnished with a closure plug. Series 77F-DI-FDA-125 also features a double coated, heat fused epoxy coating on the interior and exterior for FDA approved sanitary applications.

Features

- Flanges conform to American National Standards Institute, Class 125 (ANSI B16.1) and WW-S-2739 Type 2
- Lead Free* cast iron body
- 304 Stainless steel perforated screens
- Cast iron flanged retainer cap with gasket tapped for closure plug
- Drain/Blowoff connection furnished with closure plug
- Series 77F-DI-FDA-125 comes with heat fused FDA approved epoxy coating (interior and exterior)

Models

77F-DI-125 — 2" – 12" (50 – 300mm) with flanged connections for water and steam service

77F-DI-FDA-125 — 2" – 12" (50 – 300mm) with flanged connections and double coated, heat fused FDA approved epoxy coating (interior and exterior) for water service only

Specifications (77F-DI-125)

A flanged, wye pattern, cast iron strainer to be installed as indicated on the plans. The strainer must have flanges that conform to American National Standards Institute, Class 125, 304 stainless steel perforated screens and a drain/blowoff connection furnished with a closure plug. Pressure rating no less than 200psi (13.8 bar) WOG non-shock and 125psi (8.6 bar) WSP. Strainer shall be a Watts Series 77F-DI-125.



77F-DI-FDA-125

Pressure – Temperature

Maximum Operating Pressure:

200psi (13.8 bar) WOG, non-shock, @ 210° F (99° C)

125psi (8.6 bar) WSP @ 353° F (178° C)

Standard Screens

2" – 5" (50 – 125mm): 1/16" perforation

6" – 8" (150 – 200mm): 1/8" perforation

10" – 12" (250 – 300mm): 3/16" perforation

Screen Options

Wire Mesh Liners: 304 stainless steel (#20, #40, #60, #80, #100)

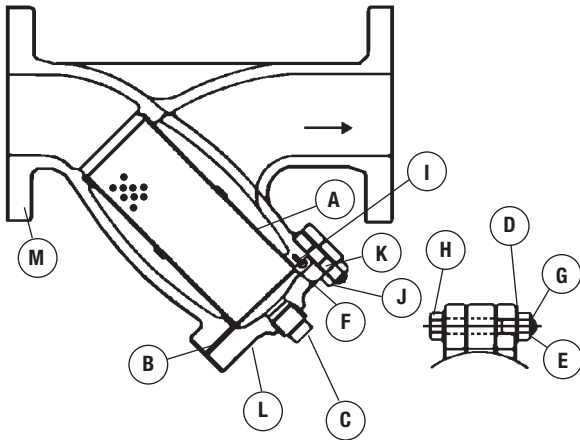
Perforated Screens: 304 stainless steel (3/64", 1/16", 1/8", 3/16")

Specifications (77F-DI-FDA-125)

A flanged, wye pattern, cast iron strainer with a double coated, heat fused, FDA approved epoxy coating on the interior and exterior surfaces for FDA sanitary applications. Flanges to conform to ANSI B16.1 Class 125, 304 stainless steel perforated screens, and a drain/blowoff connection furnished with a closure plug. Pressure rating 200psi (13.8 bar) WOG. Strainer shall be a Watts Series 77F-DI-FDA-125.

*The wetted surface of this product contacted by consumable water contains less than 0.25% of lead by weight.

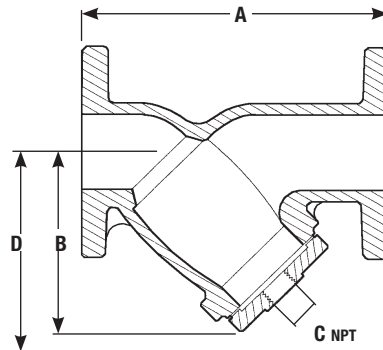
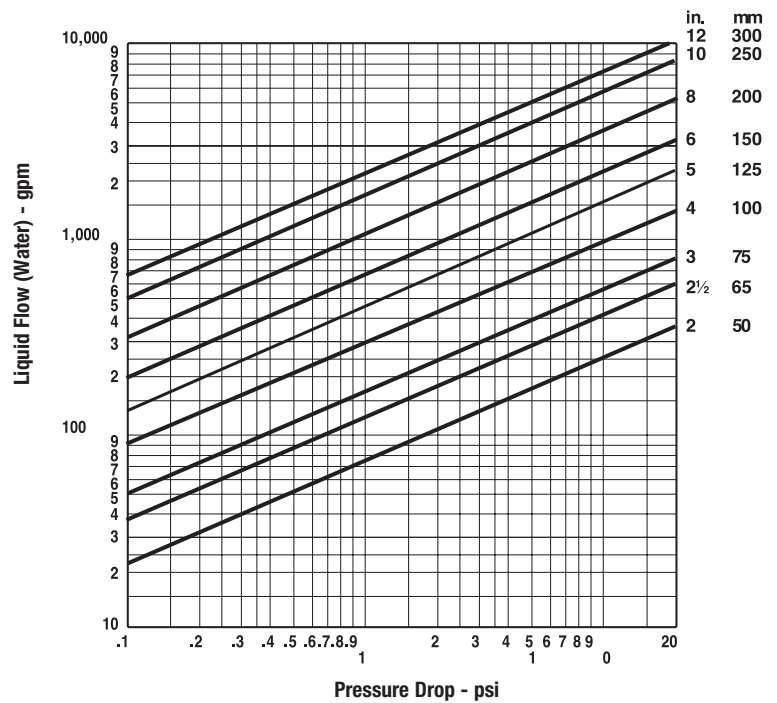
Materials



A.	Screen	AISI 304SS
B.	Cover Gasket	Graphite
C.	Plug	*ASTM A47
D.	Washer	ASTM A6
E.	Cotter Pin	ASTM A112
F.	Plate	*ASTM A6
G.	Bolt Nut	ASTM A6
H.	Bolt	ASTM A6
I.	Set Screw	ASTM B16
J.	Cover Bolt Nut	ASTM A6
K.	Cover Bolt	ASTM A6
L.	Cover	*ASTM A-126 Class B
M.	Body	*ASTM A-126 Class B

Note:* 77F-DI-FDA-125 component parts epoxy coated internally and externally.

Flow/Pressure Drop Chart



Dimensions – Weights

SIZE (DN)		DIMENSIONS								WEIGHT	
		A		B		C(NPT)		D*		Screen Area	
in.	mm	in.	mm	in.	mm	in.	mm	in.	mm	sq.in.	lbs.
2	50	7½	200	5¼	133	½	13	7	178	36	18
2½	65	10	254	6½	165	1	25	9¼	248	56	28
3	75	10½	257	7	178	1	25	10	254	75	34
4	100	12½	308	8¼	210	1½	38	12	305	121	60
5	125	15½	397	11¼	286	2	51	17	432	210	95
6	150	18½	470	13½	343	2	51	20	508	278	133
8	200	21½	551	15½	394	2	51	22¾	578	387	247
10	250	26	660	18½	470	2	51	28	711	577	370
12	300	29½	759	21¼	552	2	51	30	762	795	579

* D dimension is minimum clearance for screen removal.



A Watts Water Technologies Company



USA: Tel: (978) 688-1811 • Fax: (978) 794-1848 • www.watts.com
Canada: Tel: (905) 332-4090 • Fax: (905) 332-7068 • www.watts.ca