

FlowCon FN Actuators

FlowCon Electrical Actuators



SPECIFICATIONS

FlowCon FN.0.2

Supply voltage:	24V AC/DC $\pm 10\%$, 50/60 Hz
Type:	Electrical, Bi-directional synchronous motor
Power consumption:	24V AC: 2.5VA operating (4.7VA max.) 24V DC: 1.2W operating (2.2W max.)
Inrush current:	10A (peak)
Control signal:	Analog 0(2)-10V DC, <0.5mA
Resolution:	1:100 (0-10V) and 1:80 (2-10V)
Feedback:	Yes, control signal
Failsafe function:	No
Electrical override:	Yes
Position indicator:	Yes
Operation time:	22 sec/mm
Actuating force:	High (250N -30N/+70N)
Stroke:	5.8 mm / 0.23 in (compensated)
Ambient temperature ¹ :	0°C to +50°C / +32°F to +122°F
Media temperature:	0°C to +120°C / +32°F to +248°F
Humidity rating:	0..85% rH, no condensation
Protection:	IP54, class III, indoor use only
CE conformity:	EN 60730
Cable:	Fixed, 5 wires x 0.50 mm ² , 1.5 meter Fixed, 5 wires x AWG20, 4.9 ft
Closing point adjustment:	During operation the actuator will self-adjust according to the closing point and stroke length of the valve.

Note 1: Including +5°C self-generated heat based on UL requirements.

SPECIFICATIONS (...continued)

FlowCon FN.0.3

Supply voltage:	110/230V AC $\pm 10\%$, 50/60 Hz
Type:	Electrical, Bi-directional synchronous motor
Power consumption:	5VA
Control signal:	Digital (2-position / 3-point-floating)
Feedback:	No
Failsafe function:	No
Operation time:	50 Hz: 18.5 sec/mm
Actuating force:	High
Ambient temperature:	+2°C to +50°C / +36°F to +122°F
Humidity rating:	<95% rH, no condensation
Protection:	IP54, class II
Cable:	Fixed, 3 wires AWG22 halogen free, 1 m / 3.3 ft
Closing point adjustment:	During operation the actuator will self-adjust according to the closing point of the valve.

FlowCon FN.0.4

Supply voltage:	24V AC/DC $\pm 10\%$, 50/60 Hz
Type:	Electrical, Bi-directional synchronous motor
Power consumption:	24V AC: 2.5VA operating (4.7VA max.) 24V DC: 1.2W operating (2.2W max.)
Inrush current:	10A (peak)
Control signal:	Digital 3-point floating and ON/OFF
Feedback:	No
Failsafe function:	No
Electrical override:	Yes
Position indicator:	Yes
Operation time:	22 sec/mm
Actuating force:	High (250N -30N/+70N)
Stroke:	5.8 mm / 0.23 in (compensated)
Ambient temperature ² :	0°C to +50°C / +32°F to +122°F
Media temperature:	0°C to +120°C / +32°F to +248°F
Humidity rating:	0..85% rH, no condensation
Protection:	IP54, class III, indoor use only
CE conformity:	EN 60730
Cable:	Fixed, 3 wires x 0.50 mm ² , 1.5 meter Fixed, 3 wires x AWG20, 4.9 ft
Closing point adjustment:	During operation the actuator will self-adjust according to the closing point and stroke length of the valve.

Note 2: Including +5°C self-generated heat based on UL requirements.

SPECIFICATIONS (...continued)

FlowCon FN.1.2

Supply voltage:	24V AC/DC $\pm 10\%$, 50/60 Hz
Type:	Electrical, Bi-directional synchronous motor
Power consumption:	24V AC: 5.8VA operating (6.8VA max.) 24V DC: 2.9W operating (3.3W max.)
Inrush current:	12A (peak)
Control signal:	Analog 0(2)-10V DC or digital 2-position with constant power supply
Feedback:	Yes, control signal (analog) or 0-10V DC (digital)
Failsafe function:	Yes, optional open or close
Electrical override:	Yes
Position indicator:	Yes
Operation time:	22 sec/mm (failsafe mode: 5 sec/mm)
Actuating force:	High (250N -30N/+70N)
Stroke:	5.8 mm / 0.23 in (compensated)
Ambient temperature ³ :	0°C to +50°C / +32°F to +122°F
Media temperature:	0°C to +120°C / +32°F to +248°F
Humidity rating:	0..85% rH, no condensation
Protection:	IP54, class III, indoor use only
CE conformity:	EN 60730
Cable:	Fixed, 5 wires x 0.50 mm ² , 1.5 meter Fixed, 5 wires x AWG20, 4.9 ft
Closing point adjustment:	During operation the actuator will self-adjust according to the closing point and stroke length of the valve.

FlowCon FN.1.4

Supply voltage:	24V AC/DC $\pm 10\%$, 50/60 Hz
Type:	Electrical, Bi-directional synchronous motor
Power consumption:	6VA, 10VA peaks
Control signal:	Digital (2-position / 3-point-floating)
Feedback:	No
Failsafe function:	Yes, optional open or close
Operation time:	50 Hz: 18.5 sec/mm
Actuating force:	High
Ambient temperature:	+2°C to +50°C / +36°F to +122°F
Humidity rating:	<95% rH, no condensation
Protection:	IP54, class II
Cable:	Fixed, 4 wires AWG22 halogen free, 1 m / 3.3 ft
Closing point adjustment:	During operation the actuator will self-adjust according to the closing point of the valve.

FlowCon FN.5.2

Supply voltage:	24V AC/DC $\pm 10\%$, 50/60 Hz
Type:	Electrical, Bi-directional synchronous motor
Power consumption:	5VA
Control signal:	Analog 0(2)-10V DC
Feedback:	Yes, 0(2)-10V DC
Failsafe function:	No
Autostroke:	Optional
Operation time:	50 Hz: 18.5 sec/mm
Actuating force:	Low
Ambient temperature:	+2°C to +50°C / +36°F to +122°F
Humidity rating:	<95% rH, no condensation
Protection:	IP54, class II
Cable:	Fixed, 4 wires AWG22 halogen free, 1 m / 3.3 ft
Closing point adjustment:	During operation the actuator will self-adjust according to the closing point of the valve.

Note 3: Including +5°C self-generated heat based on UL requirements.

SPECIFICATIONS (...continued)

FlowCon FN.5.4

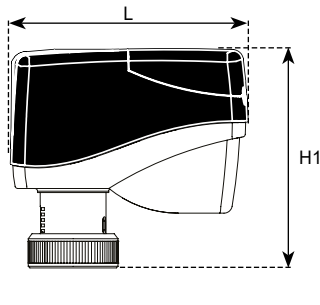
Supply voltage:	24V AC/DC $\pm 10\%$, 50/60 Hz
Type:	Electrical, Bi-directional synchronous motor
Power consumption:	5VA
Control signal:	Digital (2-position / 3-point-floating)
Feedback:	No
Failsafe function:	No
Autostroke:	Optional
Operation time:	50 Hz: 18.5 sec/mm
Actuating force:	Low
Ambient temperature:	+2°C to +50°C / +36°F to +122°F
Humidity rating:	<95% rH, no condensation
Protection:	IP54, class II
Cable:	Fixed, 3 wires AWG22 halogen free, 1 m / 3.3 ft
Closing point adjustment:	During operation the actuator will self-adjust according to the closing point of the valve.

FlowCon FN.6.2

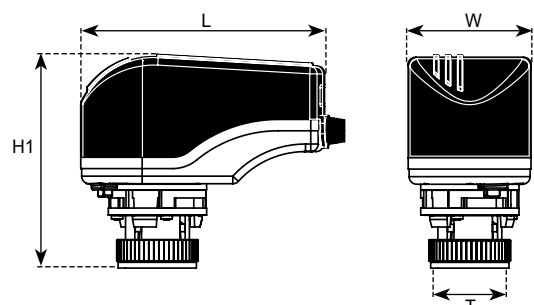
Supply voltage:	24V AC/DC $\pm 10\%$, 50/60 Hz
Type:	Electrical, Bi-directional synchronous motor
Power consumption:	6VA, 10VA peaks
Control signal:	Analog 0(2)-10V DC
Feedback:	Yes, 0(2)-10V DC
Failsafe function:	Yes, optional open or close
Autostroke:	Optional
Operation time:	50 Hz: 19 sec/mm
Actuating force:	Low
Ambient temperature:	+2°C to +50°C / +36°F to +122°F
Humidity rating:	<95% rH, no condensation
Protection:	IP54, class II
Cable:	Fixed, 4 wires AWG22 halogen free, 1 m / 3.3 ft
Closing point adjustment:	During operation the actuator will self-adjust according to the closing point of the valve.

DIMENSIONS AND WEIGHTS (NOMINAL)

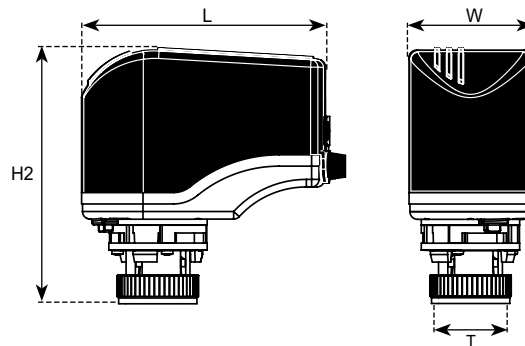
Actuator	L mm (in)	W mm (in)	H1 mm (in)	H2 mm (in)	T	Weight kg (lb)
FN.0.2	86.5 (3.41)	48.5 (1.91)	80 (3.15)	-	M30x1.5	0.25 (0.55)
FN.0.4						
FN.1.2						
FN.0.3	104 (4.09)	51 (2.01)	92 (3.62)	-	M30x1.5	0.25 (0.55)
FN.1.4			-	107 (4.21)		0.30 (0.66)
FN.5.X			92 (3.62)	-		0.25 (0.55)
FN.6.2			-	107 (4.21)		0.30 (0.66)



FlowCon FN.0.2, FN.0.4 and FN.1.2



FlowCon FN.0.3 and FN.5.X



FlowCon FN.1.4 and FN.6.2

MODEL NUMBER SELECTION

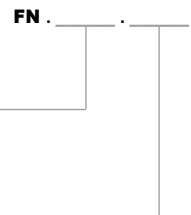
Insert actuating force and failsafe function:

- 0**=High (no failsafe)
- 1**=High and failsafe
- 5**=Low (no failsafe)
- 6**=Low and failsafe

Insert control mode:

- 2**=24V modulating
- 3**=110/230V digital (only available in high actuating force version and without failsafe - **first digit=0**)
- 4**=24V digital (**first digit=0, 1 or 5**)

Example: FN.0.2=FlowCon FN actuator 24V modulating, high actuating force without failsafe function.



VALVE FUNCTION

The valve functions are adjusted with the DIP switches under the connection cover.

FlowCon FN.0.2

Switch #1: Auto cycle ON/OFF

If the plant specifications permit it, the auto cycle can be activated during commissioning. Auto cycle prevents the valve from jamming when the valve is not moved for a longer period of inactivity, e.g. for heating systems during the summer.

When the auto cycle is activated, the actuator will perform 50% stroke cycle if no stroke movement has occurred during a 3-week period.

Factory setting = OFF.

Switch #2: Analog 2-10V DC / 0-10V DC

Setting control range by the continuous actuating signal 0-10V DC or 2-10V DC.

Factory setting = 0-10V DC.

Switch #3: Normally open / Normally closed

Setting actuating direction with 10V DC control signal to “valve open” or “valve closed” as well as the position feedback.

Factory setting = Normally closed; 0V DC = valve closed.

Switch #4: Equal % control / Linear control

Setting of actuating control curve either equal percentage or linear control.

Factory setting = Linear control.

Switch #5: No function.

Switch #6: Electrical override

Setting override function to ON and the actuator will open valve fully. When set to OFF again, the actuator will re-calibrate and thereafter go into normal operation mode.

Factory setting = OFF.



FlowCon FN.0.4

Switch #1: No function.

Switch #2: No function.

Switch #3: Normally open / Normally closed

Setting actuating direction to “valve open” or “valve closed”.

Factory setting = Normally closed; 0V DC = valve closed.

Switch #4: No function.

Switch #5: No function.

Switch #6: Electrical override

Setting override function to ON and the actuator will open valve fully. When set to OFF again, the actuator will re-calibrate and thereafter go into normal operation mode.

Factory setting = OFF.



VALVE FUNCTION (...continued)

FlowCon FN.1.2

Switch #1: Auto cycle ON/OFF

If the plant specifications permit it, the auto cycle can be activated during commissioning. Auto cycle prevents the valve from jamming when the valve is not moved for a longer period of inactivity, e.g. for heating systems during the summer.

When the auto cycle is activated, the actuator will perform 50% stroke cycle if no stroke movement has occurred during a 3-week period.

Factory setting = OFF.

Switch #2: Analog 2-10V DC / 0-10V DC

Setting control range by the continuous actuating signal 0-10V DC or 2-10V DC.

Factory setting = 0-10V DC.

Switch #3: Normally open / Normally closed

Setting actuating direction with 10V DC control signal to “valve open” or “valve closed” as well as the position feedback.

Factory setting = Normally closed; 0V DC = valve closed.

Switch #4: Equal % control / Linear control

Setting of actuating control curve either equal percentage or linear control.

Factory setting = Linear control.

Switch #5: Failsafe Open/Close

Setting actuator direction at power failure to “valve open” or “valve closed”.

Factory setting = close.

Switch #6: Electrical override

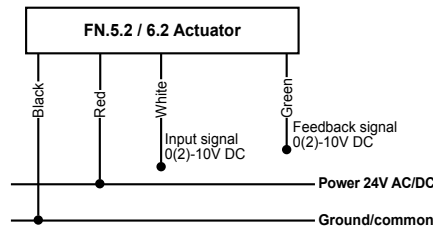
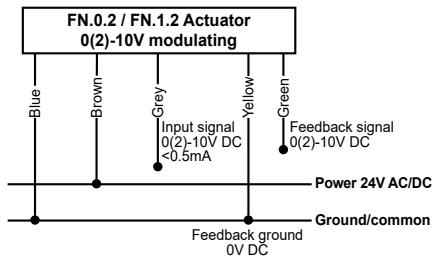
Setting override function to ON and the actuator will open valve fully. When set to OFF again, the actuator will re-calibrate and thereafter go into normal operation mode.

Factory setting = OFF.

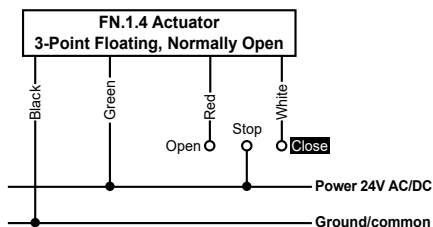
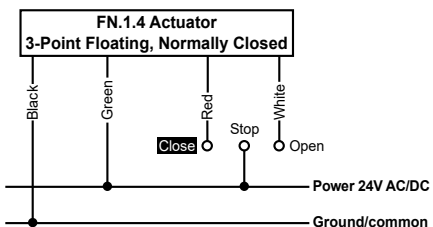
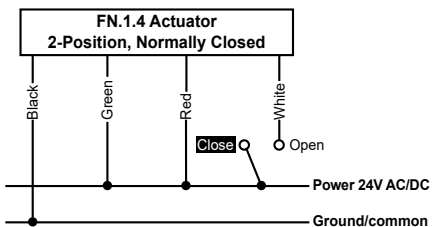
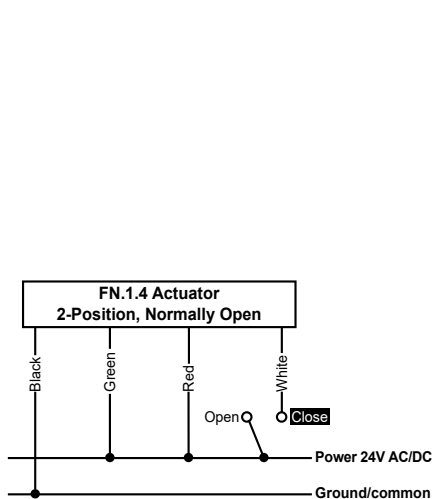
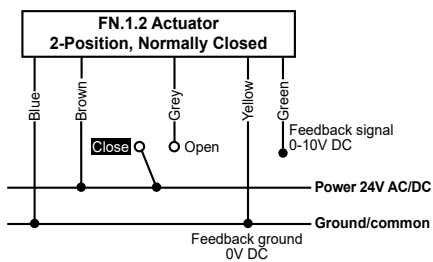
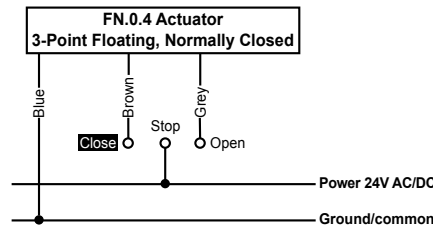
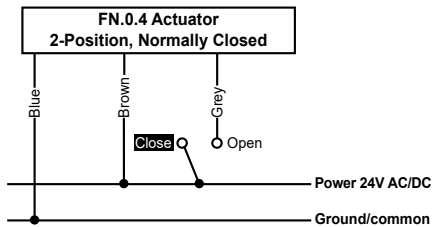
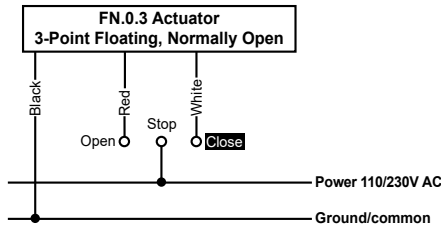
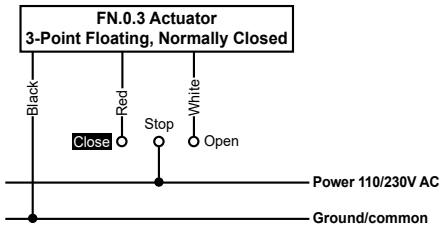
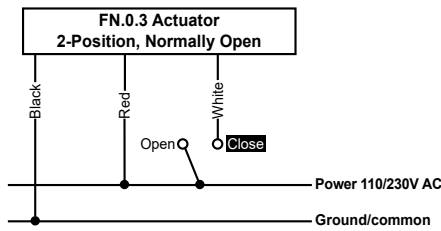
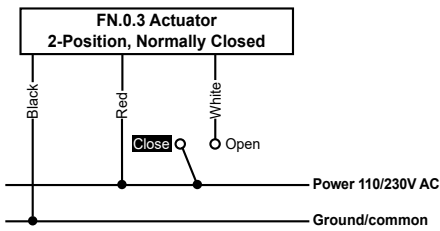


WIRING INSTRUCTION

FlowCon FN (analog)

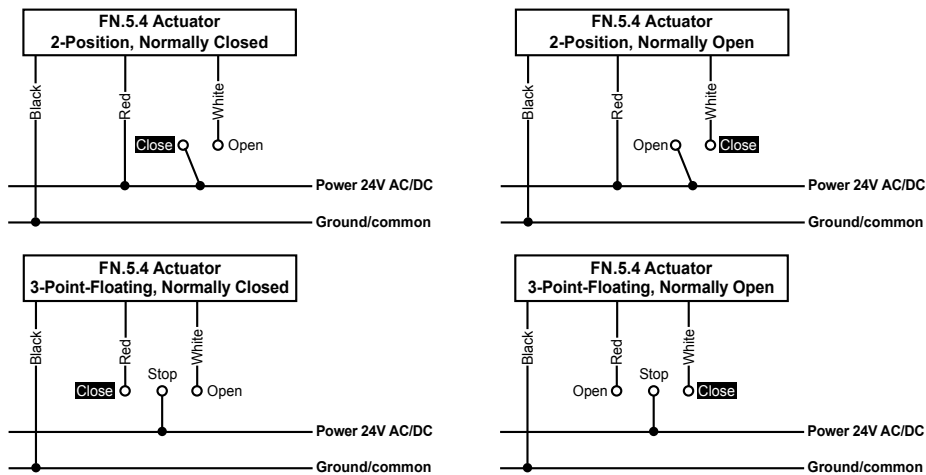


FlowCon FN (digital)



WIRING INSTRUCTION (...continued)

FlowCon FN (digital)



UPDATES

For latest updates please see www.flowcon.com

FlowCon International can accept no responsibility for possible errors in any printed material.
All rights reserved.